



21 EASY GAMES

Very simple activities for
Adult Students of English by
Andrew D. Miles

21 Easy Games for Adult Students

by Andrew D. Miles

Copyright by Andrew D. Miles, Barcelona, 2010.

All rights reserved. No part of this publication may be reproduced, stored in a retrieval system, or transmitted, in any form without written authorization from the author.

www.englishphone.biz
www.madridenglish.net
www.barcelonaenglish.com

1 GUESS WHICH PICTURE

Aim To be & there is / there are
Level Beginner

1. Draw or copy as many pictures as students you have. Images should be of the same subject, as in the example below.
2. Stick all the pictures on a sheet of paper and get a copy.
3. Cut out one picture and hand it to a student. Show the original copy with all the pictures to the rest of class.
4. The class will now ask questions such as "Is there a tree near your house?" or "Is it modern?" until they guess the right picture.



2 INVENTION GAME

Aim Practise past participle
Level Elementary to intermediate

1. Write a sentence with a gap instead of a past participle on the whiteboard, such as "I've ___ the dialogue".
2. Set a time limit and tell student to write as many examples as they can using that basic structure in combination with different past participles, such as "I've read / seen / the dialogue".
3. Get the pupils to read out their sentences in turns.
4. Repeated verbs should be crossed off and one point given for each correct, unrepeatd answer.

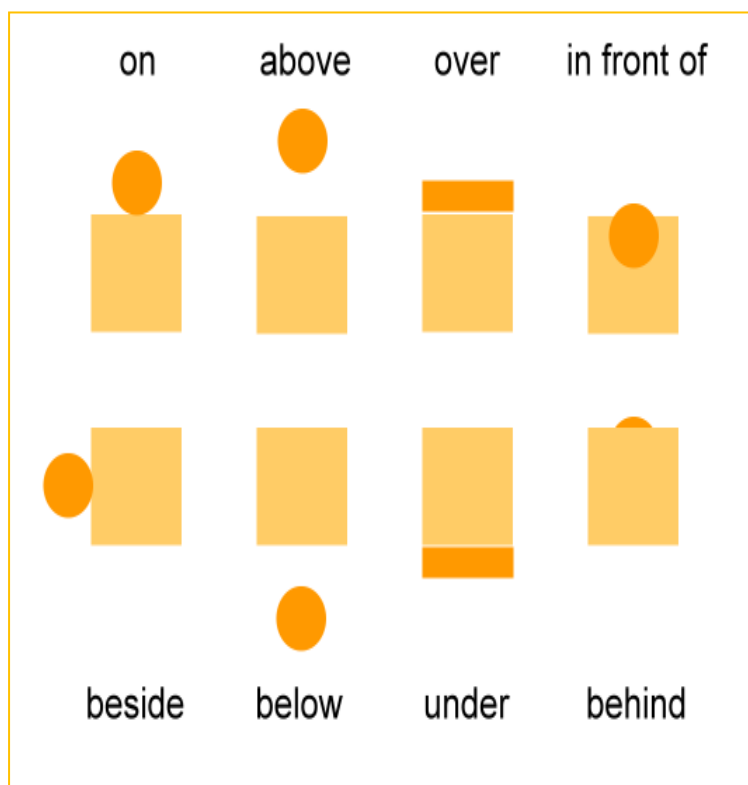
3 MISCELLANEOUS MEMORY

Aim Practise verbs
Level Beginner

1. Give students a sentence written on a piece of paper, such as "He watched TV every afternoon."
2. Provide one students with a word that changes the time of the action, such as "now".
3. Ask the students to rewrite the sentence accordingly and produce "He's watching TV now."
4. Give the next student another word, such as "I" instead of "He" so the pupil says "I'm watching TV."
5. Continue until one student makes a mistake or until you've gone round the whole class.

4 FIND THE PAIR

Aim Practise prepositions
Level Beginners



1. Prepare different cards. Cards in set one must have a drawing representing a preposition and cards in set two should have those prepositions written on them.
2. Place all cards on the table.
3. Students must - in turns - pick a card with a preposition and choose the drawing that corresponds to that preposition.
4. If the answer is correct the pupil gets one point.

5 THE INTERVIEW

Aim Practise can
Level Beginner

1. Prepare a dialogue about skills and abilities –as in the example– and a chart with questions about those abilities with yes / no options.
2. Hand every student a form like the one below and tell them to write “Yes, he can” or “No, he can’t” in the corresponding column.
3. Read the dialogue twice.
4. Check the answers and correct mistakes.
5. Ask two students to act out the dialogue.

Dialogue

Luke: May I come in?

Mr. X: Sure. Sit down. Now, can you type fast?

Luke: Sorry, I can’t.

Mr. X: OK. How many different languages do you speak?

Luke: Well, English, Spanish and German.

Mr. X: I see. Are you able...?

QUESTIONS	YES	NO
Can he type fast?		
Can he speak German?		
Can he speak French?		
Can he...		

6 THE HIDDEN TREASURE


Aim Practise prepositional phrases
Level Beginner to intermediate

1. Tell one student to turn his back to the class or to close his eyes.
2. Hide a small object.
3. Tell the student to start asking questions that include prepositions in order to find out where the object has been placed. Remember not to allow sentences that don’t include prepositions.
4. The game is over when the student finds the object.

7 BUBBLES

Aim Greetings & register
Level Beginner

1. Write out an informal dialogue and enclose each line in a bubble. Then write a formal dialogue and do the same. I've written the beginning of the dialogues in the examples below.
2. Divide the students into groups A and B.
3. Tell group A to order the bubbles and write an informal dialogue.
4. Tell group B to order the bubbles and write a formal dialogue.
5. The group that finishes its dialogue first is the winner.



8 MEMORY

Aim Review vocabulary
Level Beginner and intermediate

- 1 Write out cards with topics you want your students to talk about.
- 2 Tell one student to pick a card.
- 3 Set a time limit.
- 4 Ask everyone to write as many words as they can on the chosen topic.
- 5 The student who has written the most unrepeated words is the winner.

9 BINGO

Aim Recognize words
Level Beginner to intermediate



1. Write out cards with sentences containing several empty gaps. Then make smaller cards with the words that correspond to each of those blanks.
2. Hand out one card with the sentences to each student.
3. Place the smaller cards with the words in a bag.
4. Pick a card from the bag and read it aloud.
5. The students who think the word is suitable for their blanks write it.
6. The student who fills out her card first is the winner.

Comment: If you want your students to recognize synonyms, opposites or explanations you can underline terms instead of leaving blank spaces.

10 DOMINO

Aim Practise vocabulary
Level Beginner and intermediate

1. Cut out cards and divide each face into two with a line. On one half draw a picture (which must correspond to one word on another card) and on the other half write a word (which should agree with a drawing on yet another card).
2. Hand the cards out to your students and tell the first pupil to choose one and put it on the table.
3. The second student has to see if any of the cards he has coincides (either in name or drawing) with the one on the table. If one does, he must place it alongside the first. The next student does the same.
4. The student who finishes his cards first is the winner.



11 MEMO WITH CARDS

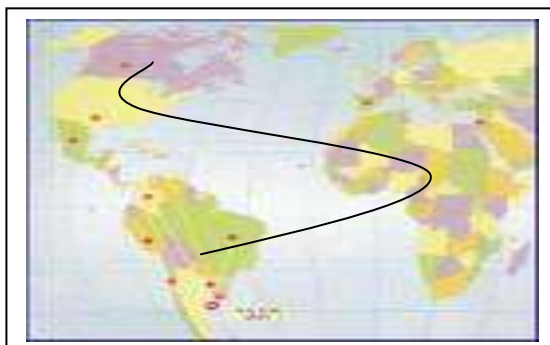
Aim Identify vocabulary
Level Beginner to intermediate

- 1 Prepare a set of cards with a number or drawing on one face and a word written on the other. Then prepare another set with related words (synonyms, definitions, past of verbs, opposites etc.).
- 2 Lay the cards on the table with the words looking down. Place them in rows.
- 3 Tell the first student to uncover two cards. If words uncovered in both cards are related she keeps both. If cards do not pair up they should be left on the table.
- 4 The winner is the student with more cards in her hand.

12 THE TOUR

Aim Practise present perfect
Level Beginner to intermediate

1. Copy or draw a map with cities or countries marked. Then draw an itinerary on the map.
2. Tell one student to choose one country or city.
3. Tell the class that they must find out where the student is by asking questions with the present perfect tense.
4. Ask students not to mention the name of the countries (or cities) but to try and elicit information with the help of features, sights or customs.



Don't say

Say

Have you been to Canada?

Have you seen Niagara Falls?

Have you visited Brazil?

Have you danced at the carnival?

13 TELLING THE FUTURE

Aim Practise future
Level Intermediate

1. Draw a set of cards with a number written on their face and the words YES or NO written on their back
2. Tell one student to be the fortune teller and the rest of the class to be clients.
3. Ask the fortune teller to lay the cards on the table.
4. Tell one client to pick a card, hand it to the fortune teller and ask a question.
5. The fortune teller must reply with a full sentence in future but cannot use the words YES or NO. Rather, she must look for synonyms. "Certainly, of course, never, not even once, etc."

14 WHAT'S MISSING?

Aim Practise prepositions
Level Intermediate

1. Draw or copy two pictures. In the first include several objects, people or sites. In the second just show part of what you included in the first.
2. Give one student the incomplete drawing.



3. Give another student the full version of the same picture.
4. Tell the second student to give instructions to the first by explaining what he should draw and where he should put it.
5. Once the sketch is finished, compare both pictures and comment on the way pupils have used prepositions.

15 SPOTTING NONSENSE

Aim Practise listening skills
Level Intermediate

1. Read a coherent story that contains nonsensical statements in between, such as "The children's names were Jack, Ernest and Mary and they were all 60 years old".
2. Ask the students to point out whenever they hear nonsense and tell them to correct the mistakes.

16 PETER'S ANGRY CAT

Aim Vocabulary stretcher
Levels Intermediate to advanced

1. Give your students a sentence where the adjective that modifies the noun begins with "A", such as "Peter's angry cat bit him."
2. The first student must find an appropriate adjective beginning with "B" to modify the same noun, such as "Peter's bad cat bit him."
3. The game continues until you go through the alphabet or someone makes a mistake.

17 THE BALLOON

Aim Practise conditional clauses
Level Intermediate to advanced

1. Tell the class that they are travelling on a balloon. The balloon is slowly sinking because there are too many people on board.
2. Explain that they must each play the character of a famous person when they were young (i.e. Columbus, Curie, Fleming).
3. Let them know that they must throw somebody overboard in order for the balloon not to fall.
4. Explain to students that they must make sentences explaining why each one should remain alive, such as "If I don't remain on the balloon I won't be able to discover penicillin".
5. Once all sentences have been said the class must vote on whom they'll jettison after each round.
6. The students go on producing different conditional sentences until only one person is left on board. She will be the winner –and the survivor as well!

18 BLINDFOLDED


Aim Improve vocabulary
Level Intermediate

1. Ask a student to close his eyes and give her an object.
2. Ask another pupil to turn his back onto this first student so she doesn't see what the item is.
3. Tell the first student to start describing the object.
4. Ask the other pupil to try and guess what it is.

19 GUESS WHAT'S MISSING

Aim May, must, could & might
Level Intermediate

1. Choose a cartoon and cover part of it with a slip of paper.
2. Try to get the students to guess what the paper is hiding and to enlarge on what must, could, may or might be hidden from view.



3. Once all suppositions have been made, uncover the picture and present the answer.

20 LINKING UP


Aim Practise conditionals
Level Intermediate to advanced

1. Ask one student to think out a conditional sentence and say it aloud. "If I had enough money I'd take my teacher on a long trip to England and Scotland."
2. Tell a second student to use the subsidiary clause of the previous sentence to invent his own conditional statement, such as "If I took my teacher on a long trip to England and Scotland I'd learn a lot."
3. Ask a third student to do the same. Go on asking each student to continue until all the class have spoken at least once.

21 GUESS WHAT

Aim Practise questions
Level Elementary to intermediate

1. Write several facts about yourself on the whiteboard, such as your height, your dog's name or the year you started university.
2. Tell the students to ask you questions on what you've written until they find out the right questions for each answer.
3. Ask one student to write information on herself and repeat the process.



Andrew D. Miles is the director of
English for Business Barcelona,
English for Business Madrid
and English Phone

English for Business Barcelona
teaches English lessons to
companies in the
Barcelona area.

English for Business Madrid
teaches English lessons to
companies in the
Madrid area.

English Phone provides lessons
by telephone to students who
want to improve their oral
communication skills

www.barcelonaenglish.com
www.madridenglish.net
www.englishphone.biz